

DACS inc.

MATERIAL HANDLING



FlueKeeper[®]

KEEPS FLUE SPACES OPEN

www.fluekeeper.com


FlueKeeper®

A simple, cost effective product to keep stored material out of rack transverse flue spaces

FlueKeeper® from DACS US Patent #7,857,152

Fluekeeper®

- Allows your sprinkler system to function as designed
- Provides 3" clearance between rack and stored material - Combined with 3" rack post width totals 6" flue space
- Reduces staff "housekeeping" duties
- Satisfies insurance company guidelines and local building inspector criteria (*may be required by International Fire Code® 2012 Edition*)
- Available for new installations or scheduled retrofit plans
- Spring-loaded Fluekeeper is easy for maintenance personnel to install from the aisle side of the rack - requires no special tools or skills
- Boltless Front & Rear connections make installation possible without removing any items



FlueKeeper® FL

Fluekeeper® Fixed Length

- For rack posts that do not accept Spring-Loaded version clips
- Fixed-length Fluekeeper® installs easily with TEK® screws





FlueKeeper® HD

(HEAVY DUTY): A simple, cost effective product to keep palletized material out of rack transverse flue spaces

FlueKeeper® HD from DACS US Patent #7,857,152

Fluekeeper® HD

- Allows your sprinkler system to function as designed
- Provides 3" transverse flue space on each side of rack post (6" total)
- Heavy duty tube member designed for up to 48" frames (deeper by special request)
- Boltless front & rear beam type connections make for easy installation, without any special tools or skills.
- Can be used at pallet and/or product elevations
- Satisfies insurance company guidelines and local building inspector criteria (*may be required by International Fire Code® 2012 Edition*)
- Connectors available for all major rack brands
- Suitable for new installations or scheduled retrofit programs



Installation

Step 1: Install rear connector into rear post, engaging safety lock.

Step 2: Insert tube into rear connector.

Step 3: Insert tube into front connector, install front connector into front post, engaging safety lock.

866-400-8107

FlueKeeper® HD

HEAVY DUTY for Structural Steel Rack

Fluekeeper® HD | STRUCTURAL

- Allows your sprinkler system to function as designed
- Provides 3" transverse flue space on each side of rack post (6" total)
- Heavy duty tube member designed for up to 48" frames (deeper by special request)
- Bolted front & rear connections
- Can be used at pallet and/or product elevations
- Connectors available for all major structural rack brands
- Hardware provided for single or double post uprights



www.fluekeeper.com

Manufacturer of:

PUNCH DECK®
OPEN AREA RACK DECK

DACS
inc.
MATERIAL HANDLING

Sales - Direct & OEM:

Toll-free: 866-400-8107 • Toll-free fax: 866-401-8107

e-mail: sales@dacsinc.com

Sales - Material Handling (Dealers):

Toll-free: 800-909-4937 • Toll-free fax: 800-909-4938

e-mail: dswanson@dacsinc.com



900 Port Centre Parkway, Portsmouth, VA 23704 USA

+1-757-393-0704 • Fax: +1-757-393-9461